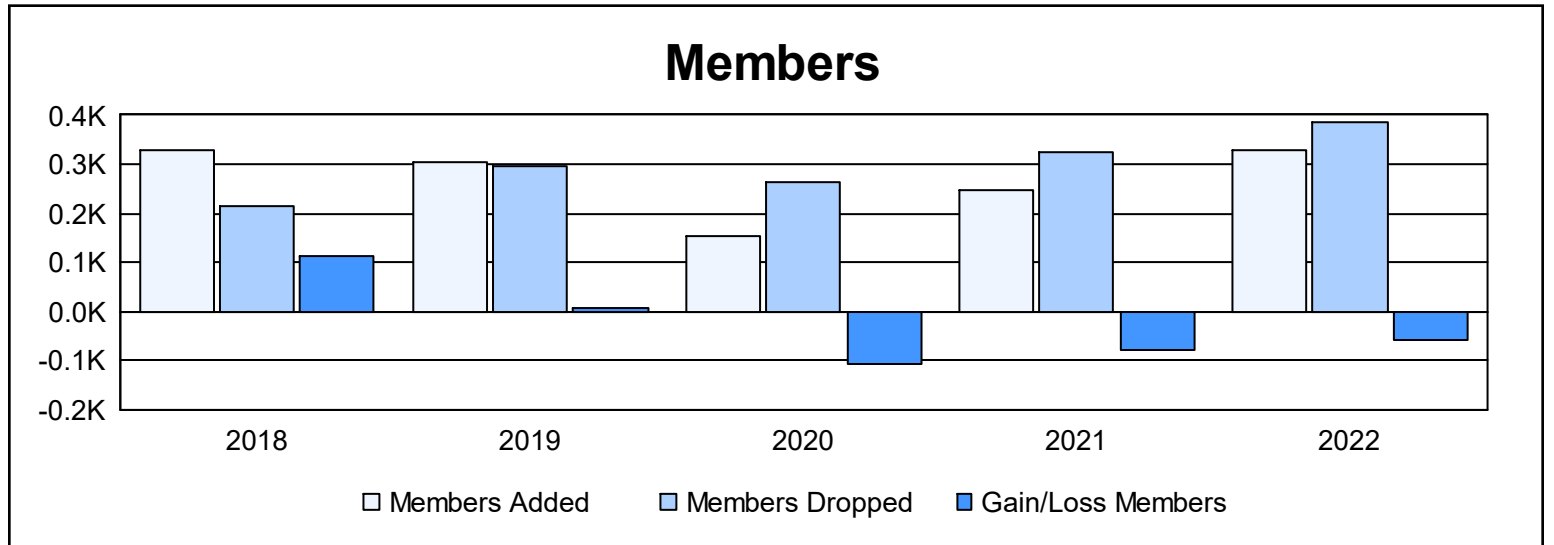
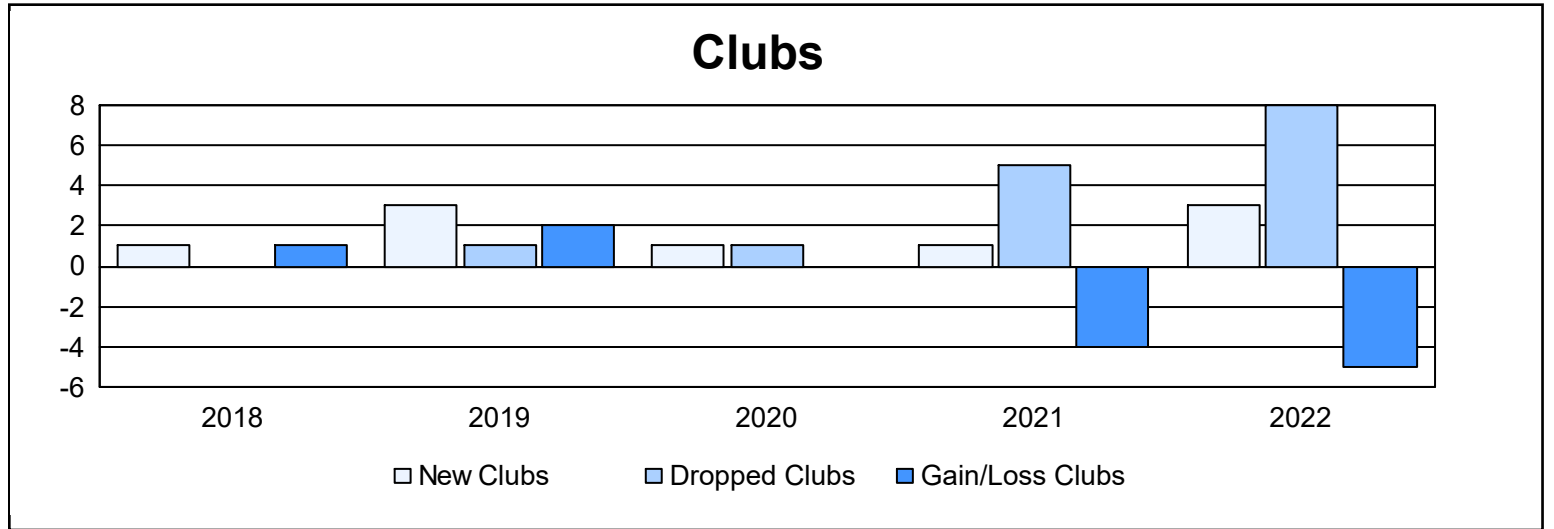
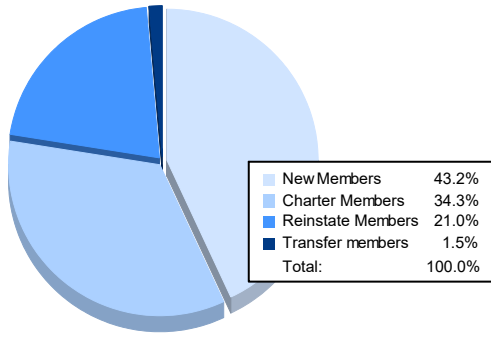


Year	New Clubs	Dropped Clubs	Gain/ Loss Clubs	New Members	Charter Members	Reinstate Members	Transfer Members	Total Member Added	Total Members Dropped	Gain/ Loss Members
2017-2018	1	0	1	257	35	34	2	328	215	113
2018-2019	3	1	2	189	91	22	1	303	295	8
2019-2020	1	1	0	89	44	14	8	155	262	-107
2020-2021	1	5	-4	177	59	10	2	248	326	-78
2021-2022	3	8	-5	142	113	69	5	329	387	-58
<b>Average</b>	<b>2</b>	<b>3</b>	<b>-1</b>	<b>171</b>	<b>68</b>	<b>30</b>	<b>4</b>	<b>273</b>	<b>297</b>	<b>-24</b>



### Membership Composition June 2022 Cumulative



### Gender Composition June 2022 Cumulative

